



RINN DIGITAL SENSOR GUIDE

MAY 2010

# Guiding you to perfect x-rays – first time, every time.

Take control of your sensor, and get the most from your digital x-ray system. Rinn sensor positioners assure you of accurate alignment, quickly and easily. Whether you choose the comprehensive capabilities of the **XCP-DS®** sensor holding system, the versatile **Eeze-Grip®** sensor holder, or the exciting new **Uni-Grip®** and **Snap-A-Ray® Xtra** radiography holders, Rinn instruments will guide you to perfect images.

## Which radiography holder is right for your equipment, and for you?

| Page                       | for Digital Sensors                                      | Universal | Autoclavable | Disposable | Paralleling Technique | Bisecting Angle Technique | Anteriors | Posteriors | Bitewings | Endodontic |
|----------------------------|--|-----------|--------------|------------|-----------------------|---------------------------|-----------|------------|-----------|------------|
| 4                          | Uni-Grip® Radiography Holder                             | ●         |              | ●          | ●                     | ●                         | ●         | ●          | ●         |            |
| 6                          | XCP-DS® Digital Sensor Holders                           |           | ●            |            | ●                     |                           | ●         | ●          | ●         | ●          |
| 20                         | XCP-ORA™ One Ring & Arm Positioning System (with XCP-DS) |           | ●            |            | ●                     |                           | ●         | ●          | ●         |            |
| 16                         | Eeze-Grip® Digital Sensor Holder                         | ●         | ●            |            |                       | ●                         | ●         | ●          |           |            |
| 16                         | Snap-A-Ray® Sensor Holder for e2v                        |           | ●            |            |                       | ●                         |           | ●          |           |            |
| 14                         | Rinn® Digital Sensor Loops                               | ●         |              | ●          | ●                     |                           |           |            | ●         |            |
| 15                         | Rinn® EZ-Tab®  | ●         |              | ●          | ●                     |                           |           |            | ●         |            |
| <b>for Phosphor Plates</b> |  |           |              |            |                       |                           |           |            |           |            |
| 4                          | Uni-Grip® Radiography Holder                             | ●         |              | ●          | ●                     | ●                         | ●         | ●          | ●         |            |
| 17                         | Snap-A-Ray® Xtra Film & Phosphor Plate Holder            | ●         | ●            |            |                       | ●                         | ●         | ●          |           |            |
| 18                         | FLIP-RAY™ PA Film & Phosphor Plate Periapical Holder     | ●         | ●            |            | ●                     |                           | ●         | ●          |           |            |
| 19                         | FLIP-RAY™ BW Film & Phosphor Plate Bitewing Holder       | ●         | ●            |            | ●                     |                           |           |            | ●         |            |

# XCP-DS® by Sensor Brand

see Page-Column

|                              |      |
|------------------------------|------|
| Accent                       | 10-2 |
| Actéon Sopro                 | 10-2 |
| Actéon Sopro 2               | call |
| Belmont BelSensor            | 8-1  |
| CamSight                     | 11-2 |
| Cyber Medical XDR CCD        | 10-2 |
| Cygnus                       | 10-2 |
| Dent-X EVA Classic           | 8-1  |
| Dent-X EVA+                  | 13-1 |
| Dentrix Image Ray i          | 10-2 |
| DEXIS PerfectSize & Platinum | 9-1  |
| DMD                          | 11-2 |
| Dürr IQ                      | 10-2 |
| e2v CCD                      | 10-2 |
| e2v CMOS New                 | 11-1 |
| Escape                       | 11-2 |
| GE Healthcare                | 11-1 |
| Gendex VisualiX/GX-S/HDI     | 10-2 |
| Gendex eHD                   | 10-1 |
| Hamamatsu                    | call |
| Instrumentarium Sigma M      | 11-1 |

see Page-Column

|                              |      |
|------------------------------|------|
| Instrumentarium SnapShot     | 13-2 |
| Kodak 5100/6100/6500         | 12-1 |
| Lightyear                    | 11-2 |
| Multimedia                   | 11-2 |
| Planmeca ProSensor           | 9    |
| Progeny MPS/MPSe             | 10-2 |
| Progeny Vision DX            | 9    |
| Schick CDR, CDR Wireless     | 8-1  |
| Schick CDR Elite             | 8-2  |
| Sigma Bio-Ray                | 11-2 |
| Sirona Sidexis               | 11-1 |
| Sirona XIOS                  | 8-1  |
| Sirona XIOS Plus             | 13-2 |
| Suni Metal Style             | 11-2 |
| Suni SuniRay                 | 9    |
| Suni Dr. Suni Plus           | 9    |
| Trophy Kodak RVG5            | 12-2 |
| Trophy Kodak RVG5000/RVG6000 | 12-2 |
| Vatech / E-WOO               | call |
| Visiodent                    | 10-2 |

## Recommended Cleaning and Sterilization Procedure

### XCP-DS, Uni-GripAR, Eezee-Grip, Snap-A-Ray, Snap-A-Ray Xtra, Flip-Ray, XCP-ORA

- Disassemble instrument(s).
- Remove debris from components with hot water and soap.
- Put components in sterilization pouches, and place in the middle tray of the autoclave, away from autoclave walls and heating element. Plastic parts must be in a separate pouch from metal arms, to avoid melting or warping.
- Cycle per autoclave manufacturer's instructions. Do not exceed 270° F (132° C).
  - DO NOT use phenol-based glutaraldehyde.
  - DO NOT use special application or ultrasonic cleaners.
  - DO NOT CHEMICLAVE or DRY-HEAT STERILIZE.
  - DO NOT cold sterilize.

Note: Plastic parts have a limited life and should be replaced periodically. Any method of sterilization will shorten the life of plastic parts.

| Sterilizer                              | Temperature/Pressure               | Time    |
|---|------------------------------------|---------|
| Steam Autoclave (unwrapped items)       | 121° C (250° F)/15 psi (103.4 kPa) | 15 min. |
|   | 132° C (270° F)/30 psi (206.8 kPa) | 3 min.  |
| Steam Autoclave (lightly wrapped items) | 121° C (250° F)/15 psi (103.4 kPa) | 20 min. |
|   | 132° C (270° F)/30 psi (206.8 kPa) | 8 min.  |
| Steam Autoclave (heavily wrapped items) | 121° C (250° F)/15 psi (103.4 kPa) | 20 min. |
|   | 132° C (270° F)/30 psi (206.8 kPa) | 10 min. |

Note: Please follow the above directions carefully. Failure to do so may result in damage to your instruments, autoclave, or other items placed in your autoclave.

From *Safety and Infection Control in the Dental Office*, American Dental Association, Chicago, 1992; p. 44-47.

# Uni-Grip®

UNIVERSAL RADIOGRAPHY HOLDER



See the Uni-Grip® holder in action at [www.unigrip.com](http://www.unigrip.com) and receive a free sample!

## All you need is one.

*Do an entire FMX with just one Uni-Grip holder!*

The first and only disposable radiography holder that does it all! The Uni-Grip holder is designed to produce an entire full mouth series using only one holder. Sliding the bitepiece along the channels enables you to take anterior, posterior and bitewing x-rays. One per procedure is all you need.

- Universal** — Accommodates ANY #1 or #2 sensor, or film/phosphor plate
- Easy** — Attaches in seconds
- Fast** — Reposition bitepiece in a moment
- Accurate** — Channels with color coding ensure correct positioning
- Comfortable** — Compact size and rounded edges are easy on the patient
- Convenient** — No autoclaving — simply discard when procedure is done.
- Economical** — One holder will perform an entire procedure.

Available August 2010:

**Uni-Grip® 360**

Reserve a launch sample at [www.RinnCorp.com](http://www.RinnCorp.com).



**550050 Uni-Grip® Universal Disposable Radiography Holder for Digital Sensors** has wings that wrap tightly around the sensor and barrier.



**550055 Uni-Grip® Universal Disposable Radiography Holder for Film & Phosphor Plates** attaches directly to the film packet or phosphor plate sleeve with a repositionable adhesive.



**Uni-GripAR® Positioning Arm and Ring**  
Accurately align your x-ray cone with the Uni-GripAR® arm and ring for Uni-Grip holders.

- Works with either style Uni-Grip holder
- Anterior, posterior and bitewing x-rays.
- Color-coded for quick assembly
- Lightweight for patient comfort
- Fully autoclavable

### Uni-Grip® Holder Tips

- **To move the bite-tab**, slide it down the channels.
- **Only turn the bite-tab at the center point** (marked with the circular arrows).
- **If the incisal edges are not captured**, place a cotton roll over the bite-tab.
- **If the apices are missed**, adjust the vertical angulation of the tubehead.
- **To reduce elongation or foreshortening**, be sure the tubehead is perpendicular to the film/sensor.
- For more information go to [www.unigrip.com](http://www.unigrip.com).
- For immediate help call 800 323 0970.



- 550050 Uni-Grip Holder Kit for Digital Sensors, (50 Uni-Grip holders + 50 sensor covers)
- 550055 Uni-Grip Kit for Film and Phosphor Plates (50 holders)
- 550100 Uni-GripAR Arm & Ring

***Combo Kits are your best value!  
Include Uni-GripAR® Arm & Ring***

- 550250 Uni-Grip Holder Combo Kit for Digital Sensors (1 Uni-GripAR Arm & Ring, 100 Uni-Grip holders, 100 sensor covers)
- 550255 Uni-Grip Holder Combo Kit for Film and Phosphor Plates (1 Uni-GripAR Arm & Ring, 100 Uni-Grip holders)

# XCP-DS<sup>®</sup>

DIGITAL SENSOR HOLDERS



*Save time  
with accurate  
positioning!*

The comprehensive XCP-DS digital sensor positioning system is the ultimate key to accurate positioning and perfect x-rays.

- Paralleling technique for distortion-free radiographs
- Securely hold the sensor in place while precisely aligning the x-ray cone
- Biteblocks designed specifically for each style of sensors
- Meet all x-ray needs — anterior, posterior, bitewing and endo
- Kits and component parts available

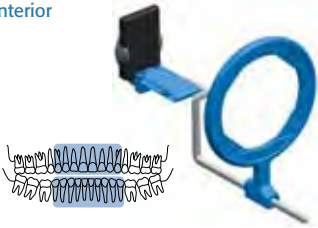
#### Easy to use

- Save time with easy sensor & instrument assembly
- Enhanced patient comfort and convenience
- Patented color-coding of all components
- Simple reordering with standardized parts
- All components fully steam autoclavable.


## Instrument Assemblies

All XCP-DS instruments follow this general system for assembly (XCP-DS with bitepiece + basket shown).

### Anterior




### Posterior



### Bitewing



### Endodontic



## XCP-DS Components

The XCP-DS systems feature modular components, color coded for easy assembly. Aiming Rings and Arms are common to all systems. Some systems have a one-piece Biteblock (sensor holder), the other systems use a two-piece Basket and Bitepiece assembly. Baskets or Biteblocks are designed to fit each specific style and size of sensor.

In addition to the comprehensive kits, all components are available separately. Arms and Rings are sold individually; Bitepieces, Baskets, and Biteblocks in packages of 3.

### Aiming Rings



### Arms



### Bitepieces for use with 2-piece basket-style systems





## for Schick CDR

Schick CDR PlusWire, Belmont BelSensor, Sirona XIOS, Dent-X EVA Classic

551160 XCP-DS Kit for Sirona XIOS sensors

551900 XCP-DS Kit for Schick CDR sensors

551990 XCP-DS Kit for Dent-X EVA sensors

5 Arms: 2 Posterior, 1 Anterior, 1 Bitewing, 1 Endo

5 Rings: 2 Posterior, 1 Anterior, 1 Bitewing, 1 Endo

20 Biteblocks:

- |                       |                          |
|-----------------------|--------------------------|
| 2 #1V Anterior (blue) | 2 #1H Posterior (yellow) |
| 2 #2V Anterior (blue) | 2 #2H Posterior (yellow) |
| 2 #1H Bitewing (red)  | 2 #1V Endo (green)       |
| 2 #2H Bitewing (red)  | 2 #2H Endo (green)       |
| 2 #1V Bitewing (red)  | 2 #2V Bitewing (red)     |

50 Disposable Cord Holders

Instructional Poster

**New!**

551971 XCP-ORA Kit with Biteblocks for Schick CDR

1 XCP-ORA Arm, 1 XCP-ORA Ring

32 Biteblocks:

- |                          |                      |
|--------------------------|----------------------|
| 4 #1V Anterior (blue)    | 4 #1H Bitewing (red) |
| 4 #2V Anterior (blue)    | 4 #2H Bitewing (red) |
| 4 #1H Posterior (yellow) | 4 #1V Bitewing (red) |
| 4 #2H Posterior (yellow) | 4 #2V Bitewing (red) |

Instructional Poster

Schick CDR Biteblocks Sold 3 per package.

> See page 7 for Rings and Arms.



## for Schick CDR Elite

**New!**

552971 XCP-ORA Kit with Biteblocks for Schick CDR Elite

1 XCP-ORA Arm, 1 XCP-ORA Ring

32 Biteblocks:

- |                          |                      |
|--------------------------|----------------------|
| 4 #1V Anterior (blue)    | 4 #1H Bitewing (red) |
| 4 #2V Anterior (blue)    | 4 #2H Bitewing (red) |
| 4 #1H Posterior (yellow) | 4 #1V Bitewing (red) |
| 4 #2H Posterior (yellow) | 4 #2V Bitewing (red) |

Instructional Poster

> For endo, biteblocks (552119 and 552120), endo arm (550597) and endo ring (550598) must be purchased separately.

Schick CDR Elite Biteblocks Sold 3 per package.

> See page 7 for Rings and Arms.



Tip: When ordering green endodontic baskets separately, remember to order the endodontic arm and green positioning ring.



## for DEXIS PerfectSize & Platinum

### 552500 XCP-DS Kit for DEXIS Digital Sensors

5 Arms: 1 Anterior, 2 Posterior, 1 Bitewing, 1 Endo  
 5 Aiming Rings: 1 Anterior, 2 Posterior, 1 BW, 1 Endo  
 10 Biteblocks: 2 V Anterior, 2 H Posterior,  
 2 H BW, 2 V BW, 2 V Endo  
 Instructional Poster

### New!

### 552571 XCP-ORA Kit with Biteblocks for DEXIS

1 XCP-ORA Arm, 1 XCP-ORA Ring  
 16 Biteblocks:  
 4 V Anterior (blue)      4 H Bitewing (red)  
 4 H Posterior (yellow)      4 V Bitewing (red)  
 Instructional Poster  
 > For endo, biteblocks (552505), endo arm (550597)  
 and endo ring (550598) must be purchased  
 separately.

**DEXIS Biteblocks** Sold 3 per package.

> See page 7 for Rings and Arms.



## Inserting the Sensor:

### One-piece Biteblock Style

With a protective sleeve on the sensor, slip the sensor through the "window" of the biteblock [1]; rotate [2] and seat the sensor in the biteblock [3].



## SuniRay, Dr. Suni Plus, Planmeca ProSensor, Progeny Vision DX

Until custom biteblocks are available, we suggest trying these existing biteblocks.

|               | SuniRay               | Dr. Suni Plus         | Planmeca ProSensor | Progeny Vision DX |
|---------------|-----------------------|-----------------------|--------------------|-------------------|
| #1V Anterior  | 552113 ■              | 550621 ▲              | 552113 ■           | 552113 ■          |
| #1H Posterior | 552111 ■              | 550619 ▲              | 552111 ■           | N/A               |
| #1H Bitewing  | 550623 ▲ <sup>1</sup> | 550623 ▲ <sup>1</sup> | 553015 ●           | 552115 ■          |
| #1V Bitewing  | 552625 ▲              | 550625 ▲ <sup>2</sup> | 550625 ▲           | 552625 ▲          |
| #1V Endo      | 552119 ■              | 550627 ▲              | 552119 ■           | 552119 ■          |
| #2V Anterior  | 552114 ■              | 550622 ▲              | 553014 ●           | 552114 ■          |
| #2H Posterior | 553012 ●              | 550620 ▲              | 553012 ●           | 552112 ■          |
| #2H Bitewing  | 550624 ▲ <sup>1</sup> | 550624 ▲ <sup>2</sup> | 553016 ●           | 553016 ●          |
| #2V Bitewing  | 552626 ▲              | 550626 ▲ <sup>2</sup> | 550626 ▲           | 552626 ▲          |
| #2H Endo      | 553020 ●              | 550628 ▲              | 553020 ●           | 552120 ■          |

- Biteblocks designed for Dent-X EVA+
- ▲ Biteblocks designed for Schick CDR
- △ Biteblocks designed for Schick CDR Elite
- Biteblocks designed for Kodak 5100/6100

<sup>1</sup> Overbag sensor and holder for improved fit.

<sup>2</sup> Double bag sensor or use a "foamy" cover for improved fit.



## for GenDEX eHD

### 551002 XCP-DS Kit for GenDEX eHD

5 Arms: 1 Anterior, 2 Posterior, 1 BW, 1 Endo  
 5 Rings: 1 Anterior, 2 Posterior, 1 BW, 1 Endo  
 10 Bitepieces: 2 Anterior, 4 Posterior, 2 BW, 2 Endo  
 8 Baskets: 2 #1V (Black), 2 #1H (Black),  
 2 #2V (White), 2 #2H (White)

Instructional Poster

**New!**

### 551071 XCP-ORA Kit with Biteblocks for GenDEX eHD

1 XCP-ORA Arm, 1 XCP-ORA Ring  
 12 Bitepieces: 4 Anterior, 4 Posterior, 4 BW  
 16 Baskets: 4 #1V (Black), 4 #1H (Black), 4 #2V  
 (White), 4 #2H (White)

Instructional Poster

> For endo, bitepieces (550562), endo arm (550597)  
 and endo ring (550598) must be purchased separately.

**GenDEX eHD baskets** Sold 3 per package.

> See page 7 for Rings, Arms and Bitepieces.



For dental professionals who prefer a one-piece biteblock, bitewing biteblocks **552503** (H, for DEXIS; see page 9) and **553018** (V, for Kodak 6100; see page 12) will accommodate GenDEX eHD #2 sensors.

## Inserting the Sensor: Bitepiece + Basket Style

With a protective cover on the sensor, slip one edge of the sensor into the basket [A] and gently pull the cable through the base. Snap the second edge of the basket over the sensor [B]. Insert the basket into the bitepiece [C], and attach the arm and ring.



## for e2v (CCD), GenDEX VisualiX

**GenDEX VisualiX<sup>USB</sup>/GX-S<sup>USB</sup>, Accent, Actéon Sopro, Cyber Medical XDR, Cygnus, Dentrax, Dürr, Progeny MPS/MPSe, Visiodent**

### 551001 XCP-DS Kit for GenDEX VisualiX/GX-S/e2v

5 Arms: 1 Anterior, 2 Posterior, 1 BW, 1 Endo  
 5 Rings: 1 Anterior, 2 Posterior, 1 BW, 1 Endo  
 10 Bitepieces: 2 Anterior, 4 Posterior, 2 BW, 2 Endo  
 8 Baskets: 2 #1V (Black), 2 #1H (Black),  
 2 #2V (White), 2 #2H (White)

Instructional Poster

**Specialized Kits also available:**

551010 XCP-DS Kit for Progeny

551012 XCP-DS Bitewing Kit

551063 XCP-DS Anterior Kit

551064 XCP-DS Posterior Kit

551065 XCP-DS Bitewing Kit

551800 XCP-DS Kit for Acteon

**e2v (CCD), GenDEX VisualiX Baskets** 3 per package.

> See page 7 for Rings and Arms



## Bitewings for all 2-piece basket+bitepiece systems





**for Sirona** (except XIOS & XIOS Plus)  
**e2v (CMOS), GE Healthcare,  
 Instrumentarium Sigma M, Planmeca Dixi**

**551150 XCP-DS Kit for Sirona**

4 Arms: 1 Anterior, 1 Posterior, 1 BW, 1 Endo  
 4 Rings: 1 Anterior, 1 Posterior, 1 BW, 1 Endo  
 4 Bitepieces: 1 Anterior, 1 Posterior,  
 1 BW, 1 Endo

18 Baskets:

|            |             |            |
|------------|-------------|------------|
| 2 #2V Ant. | 2 #2H Post. | 2 #2H Endo |
| 2 #1V Ant. | 2 #1V Post. | 2 #2V Endo |
| 2 #2V BW   | 2 #1H Post. | 2 #1V Endo |

Instructional Poster

**Specialized Kits also available:**

551550 XCP-DS Anterior Kit for Sirona

551551 XCP-DS Posterior Kit for Sirona

551552 XCP-DS Bitewing Kit for Sirona

551553 XCP-DS Endo Kit for Sirona

**Sirona Baskets** Sold 3 per package.

> See page 7 for Rings, Arms and Bitepieces.



**for Suni**

**CamSight (old), DMD, Escape, Lightyear,  
 Multimedia**

**Suni metal-style only.**

For SuniRay or Dr. Suni Plus, see table on page 9.

**551604 Combo Kit**

4 Arms: 1 Anterior, 2 Posterior, 1 BW  
 4 Rings: 1 Anterior, 2 Posterior, 1 BW  
 8 Bitepieces: 2 Anterior, 4 Posterior, 2 BW  
 20 Baskets: 5 #2H, 5 #2V, 5 #0H, 5 #1V  
 Instructional Poster

**Specialized Kits also available:**

551600 #2 Kit Complete

551601 #2 Kit (baskets & bitepieces only)

551602 #0/1 Kit Complete

551603 #0/1 Kit (baskets & bitepieces only)

551605 Endo Kit

**Suni Baskets** Sold 3 per package.

> See page 7 for Rings, Arms and Bitepieces



**for Sigma Bio-Ray**

**New!**

**551020 XCP-DS Kit for Sigma Bio-Ray**

5 Arms: 1 Anterior, 2 Posterior, 1 BW, 1 Endo  
 5 Rings: 1 Anterior, 2 Posterior, 1 BW, 1 Endo  
 8 Bitepieces: 2 Anterior, 2 Posterior, 2 BW, 2 Endo  
 8 Baskets: 2 #1V (Black), 2 #1H (Black),  
 2 #2V (White), 2 #2H (White)  
 Instructional Poster

**Sigma Bio-Ray Baskets** Sold 3 per package.

> See page 7 for Rings, Arms and Bitepieces





## for Kodak 5100/6100/6500

**553001 XCP-DS Kit for Kodak 5100/6100/6500**  
 5 Arms: 1 Anterior, 2 Posterior, 1 Bitewing, 1 Endo  
 5 Aiming Rings: 1 Anterior, 2 Posterior, 1 BW, 1 Endo  
 20 Biteblocks: 2 #1V Anterior, 2 #2V Anterior,  
 2 #1H Posterior, 2 #2H Posterior, 2 #1H Bitewing,  
 2 #1V Bitewing, 2 #2H Bitewing, 2 #2V Bitewing,  
 2 #1V Endo, 2 #2H Endo  
 50 Disposable Cord Holders  
 Instructional Poster

**New!**

### 553071 XCP-ORA Kit with Biteblocks for Kodak 5100/6100/6500

1 XCP-ORA Arm, 1 XCP-ORA Ring  
 32 Biteblocks:

|                          |                      |
|--------------------------|----------------------|
| 4 #1V Anterior (blue)    | 4 #1H Bitewing (red) |
| 4 #2V Anterior (blue)    | 4 #2H Bitewing (red) |
| 4 #1H Posterior (yellow) | 4 #1V Bitewing (red) |
| 4 #2H Posterior (yellow) | 4 #2V Bitewing (red) |

Instructional Poster

> For endo, biteblocks (553019 and 553020), endo arm (550597) and endo ring (550598) must be purchased separately.

### Kodak 5100/6100/6500 Biteblocks

Sold 3 per package.

> See page 7 for Rings and Arms.



## for Trophy Kodak RVG 5000/6000

### RVG Access, RVG Ultimate

**Trophy Kodak RVG 5000 Baskets** Sold 3 per package.

> See page 7 for Rings, Arms and Bitepieces.



## for Trophy Kodak RVG 5

### RVG ui, RVG Reference, RVG Gold

**Trophy Kodak RVG 5 Baskets** Sold 3 per package.

> See page 7 for Rings, Arms and Bitepieces.





## for Dent-X EVA+

### 552101 XCP-DS Kit for Dent-X EVA+

- 5 Arms: 1 Anterior, 2 Posterior, 1 Bitewing, 1 Endo
- 5 Aiming Rings: 1 Anterior, 2 Posterior, 1 BW, 1 Endo
- 20 Biteblocks: 2 #1V Anterior, 2 #2V Anterior, 2 #1H Posterior, 2 #2H Posterior, 2 #1H Bitewing, 2 #1V Bitewing, 2 #2H Bitewing, 2 #2V Bitewing, 2 #1V Endo, 2 #2H Endo
- 50 Disposable Cord Holders; Instructional Poster

**Dent-X EVA+ Biteblocks** Sold 3 per package.

> See page 7 for Rings and Arms



## for Sirona XIOS Plus

**New!**

### 552160 XCP-ORA Kit with Biteblocks for XIOS Plus

- 1 XCP-ORA Arm, 1 XCP-ORA Ring

32 Biteblocks:

- |                          |                      |
|--------------------------|----------------------|
| 4 #1V Anterior (blue)    | 4 #1H Bitewing (red) |
| 4 #2V Anterior (blue)    | 4 #2H Bitewing (red) |
| 4 #1H Posterior (yellow) | 4 #1V Bitewing (red) |
| 4 #2H Posterior (yellow) | 4 #2V Bitewing (red) |

Instructional Poster

> For endo, biteblocks (553019 and 553020), endo arm (550597) and endo ring (550598) must be purchased separately.

**Sirona XIOS Plus Biteblocks** Sold 3 per package.

> See page 7 for Rings and Arms



## for Instrumentarium Snapshot

**New!**

### 553971 XCP-ORA Kit with Biteblocks for Instrumentarium Snapshot

- 1 XCP-ORA Arm, 1 XCP-ORA Ring

16 Biteblocks:

- |                                   |                               |
|-----------------------------------|-------------------------------|
| 2 #1V Anterior (blue) — 553013    | 2 #1H Bitewing (red) — 553015 |
| 2 #2V Anterior (blue) — 553014    | 2 #2H Bitewing (red) — 553016 |
| 2 #1H Posterior (yellow) — 552111 | 2 #1V Bitewing (red) — 552117 |
| 2 #2H Posterior (yellow) — 553012 | 2 #2V Bitewing (red) — 553018 |

Instructional Poster

> For endo, biteblocks (553019 and 552120), endo arm (550597) and endo ring (550598) must be purchased separately.



# RINN® Digital Sensor Loops for Bitewing Radiographs

Rinn Digital Sensor Loops slip over digital sensors, providing a handy tab to correctly position sensors for bitewing radiographs.

- Fast and Easy — just slides over bagged sensor
- Heavy duty paperboard maintains positioning
- Disposable for optimum infection control
- More economical than self-adhesive tabs
- Minimum separation of maxillary and mandibular teeth
- Comfortable for your patient



- 559011 X-Small Sensor Loop, package of 500
- 559012 Small Sensor Loop, package of 500
- 559021 Large Sensor Loop, package of 500
- 559022 X-Large Sensor Loop, package of 500
- 559023 XX-Large Sensor Loop, package of 500
- 559099 Assorted Pack, 50 of each size

## Rinn Digital Sensor Loop Selection Chart

| Sensor  | Size 0 | Size 1 | Size 2 |
|---|--------|--------|--------|
| Schick, Dr. Suni Plus, Sirona XIOS  | 559011 | 559012 | 559021 |
| Gendex HDI, Instrumentarium, Schick Wireless, Kodak RVG5000/6000, SuniRay |        | 559012 | 559022 |
| DEXIS   |        |        | 559022 |
| DEXIS Platinum  |        | 559021 |        |
| Kodak 5100/6100, Instrumentarium SnapShot                                 |        | 559021 | 559023 |
| Dent-X, Gendex eHD, RVG 5   |        | 559012 | 559023 |

*For more information and a free sample, please visit [www.rinncorp.com](http://www.rinncorp.com)*

*Tame the sensor...tame the cord.*



### XCP-DS Disposable Cord Holder

Keep your digital set-ups neat with Rinn's XCP-DS Disposable Cord Holder. Quick grip design secures virtually any sensor cord to the indicator arm quickly and easily.

- 550613 XCP-DS Disposable Cord Holder, package of 50

*And, of course, every sensor and every procedure requires these...*

### Rinn® Universal Digital Sensor Covers

Protect your sensor with Rinn's premium quality sensor covers. Fit all #1 and #2 size sensors.

- 550500 Rinn® Universal Digital Sensor Covers, package of 500



*For a free sample, call Rinn Customer Service at 800 323 0970*


## New! RINN® EZ-Tab® Universal Bitewing Tab for Digital Sensors

### The adhesive bitewing tab that does more!

The extended arms lock the sensor snugly within the sensor cover for more accurate bitewing radiographs.

- Paper based for low cost per use
- Thin bite-tab for maximum anatomy capture
- Single-use for optimum infection control
- Wide bite-tab for sensor stability
- Universal design works with most sensors

559500 RINN EZ-Tab Universal Bitewing Tab, package of 500



## New! RINN® Cover-Cozee™ Universal Adhesive Comfort Tab

It doesn't cost a lot to show you care – for less than 15¢ per patient you can give the gift of comfort when taking radiographs.

RINN® Cover-Cozee™ Universal Adhesive Comfort Tabs allow you to provide your patient with a comforting cushion anywhere it's needed during radiographic procedures.

- Versatile — use with film and digital sensors
- White for better intraoral visibility
- Thin construction adds comfort without adding bulk
- Easy dispensing box

540300 RINN Cover-Cozee Universal Adhesive Comfort Tab, package of 300



## New! RINN® Cover-Cozee™ Sensor Cover Tamer

### The Anti-Slip Comfort Solution for Adhesive-Based Sensor Holders

No longer will you have to use an extremely tight bag on your sensor – the Cover-Cozee Sensor Cover Tamer works with universal bags to allow for a secure sensor with the added benefit of patient comfort.


- Holds sensor in place within sensor cover during radiographs
- Universal sizing accommodates most sensors
- Compatible with Uni-Grip® and other popular adhesive-based sensor holders
- Thin elastic foam construction provides patient comfort without adding bulk
- Single-use for optimum infection control

550240 RINN Cover-Cozee Sensor Cover Tamer, package of 240



# Eezee-Grip®

## DIGITAL SENSOR HOLDER



Enjoy quick, accurate positioning for distortion-free anterior and posterior digital periapical radiographs with this versatile, easy to use sensor holder.

- Simply insert sensor, squeeze, and you're ready to go!
- Take anterior and posterior radiographs, including the third-molar region.
- Universal — accommodates virtually all sensor brands
- Enhance your patients' comfort with the cushioned bite pad
- Fully steam autoclavable

550293 Eezee-Grip Digital Sensor Holder, package of 1

550294 Eezee-Grip Digital Sensor Holder, package of 3



## Snap-A-Ray® Holder for e2v and Schick CDR Digital Sensors

Posterior radiographs made simple with the modified Snap-A-Ray holder.

- Long-lasting instrument based on the popular Snap-A-Ray film holder
- Eliminates manual retention of sensor by patient
- Easily sterilized by steam autoclave, chemiclave, or cold disinfectants
- Accommodates all e2v sensors, such as Gendex Visualix.
- Also accommodates Schick CDR wired sensors (not for Schick CDR Elite).

550295 Snap-A-Ray Holder for e2v Digital Sensors



# Snap-A-Ray® Xtra

FILM & PHOSPHOR PLATE HOLDER

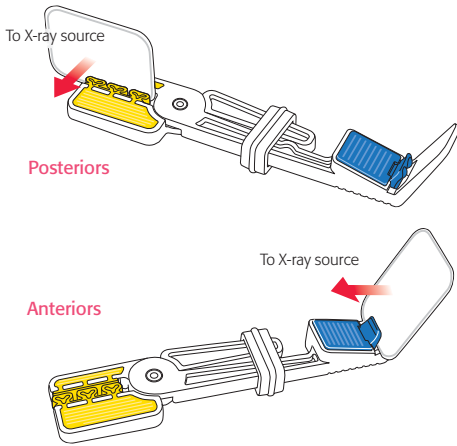


The Snap-A-Ray® Xtra Film & Phosphor Plate Holder brings an extra measure of efficiency and comfort to anterior and posterior bisecting angle technique radiographs.

- Cushioned media grips hold film and phosphor plates securely without damaging the media.
- Angled anterior bite area and backing plate take the guesswork out of bisecting angle radiographs.
- Cushioned bite areas enhance patient comfort.
- Autoclavable for long life and low cost-per-use.

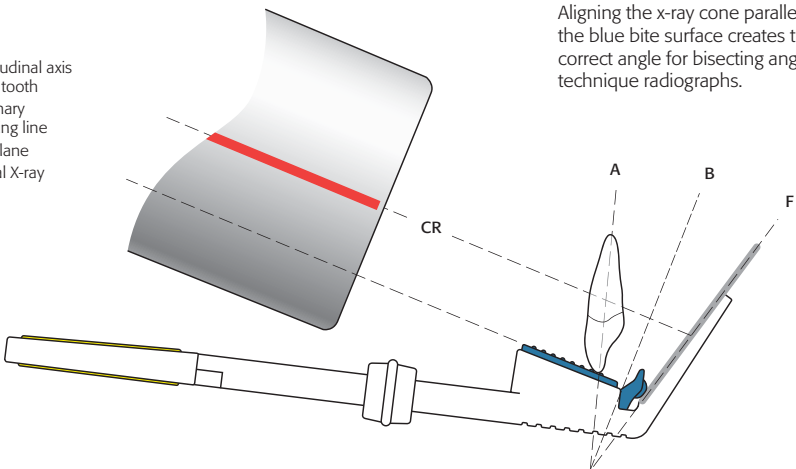
540501 Snap-A-Ray Xtra Film & Phosphor Plate Holder, package of 1

540503 Snap-A-Ray Xtra Film & Phosphor Plate Holder, package of 3



Aligning the x-ray cone parallel to the blue bite surface creates the correct angle for bisecting angle technique radiographs.

- A Longitudinal axis of the tooth
- B Imaginary bisecting line
- F Film plane
- CR Central X-ray



# RINN FLIP-RAY™ PA

UNIVERSAL PERIAPICAL FILM & PHOSPHOR PLATE HOLDER

**New!**

**Pink is the new yellow & blue with the RINN FLIP-RAY PA paralleling system for posterior & anterior periapical radiographs.**


The RINN FLIP-RAY Universal Film & Phosphor Plate paralleling system is designed to simplify the radiographic procedure. The unique system allows easily changing from horizontal to vertical orientation so you don't have to spend time looking for multiple biteblocks.

- One holder for horizontal and vertical periapicals
- Accommodates size 0, 1, and 2 film and phosphor plates
- Lightweight plastic construction is steam autoclavable at up to 270°F
- Posterior/Anterior version available with Adult or smaller, Pedito-sized biteblock
- Soft overmolding on biteblock for patient comfort and improved grip to phosphor plates

**552600** Complete Kit  
2 FLIP-RAY PA (1 Adult size biteblock, 1 Pedito size biteblock) and 2 FLIP-RAY BW

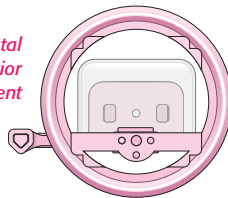
**552601** FLIP-RAY PA — Pedito size biteblocks, package of 4

**552602** FLIP-RAY PA — Adult size biteblocks, package of 4

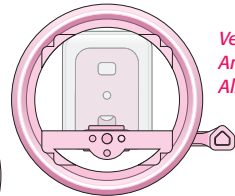


*Adjustable ring and media holder easily flip orientations to change quadrants fast.*

*Horizontal  
Posterior  
Alignment*



*Vertical  
Anterior  
Alignment*



# RINN FLIP-RAY™ BW

UNIVERSAL BITEWING FILM & PHOSPHOR PLATE HOLDER



## Going vertical just got easier.

Now, you only need one holder for all your horizontal and vertical bitewings.

The RINN FLIP-RAY BW's rotating media clip lets you take bitewing radiographs horizontally or vertically with a simple flip. The included aiming ring allows you to capture accurate radiographs the first time, every time.

- Universal media clip accommodates Size 0, 1, & 2 Film or Phosphor Plates
- Media holder integrated into arm — no separate biteblocks
- Customized Aiming Ring only attaches in correct position
- Lightweight plastic construction for easy handling and patient comfort; autoclavable.

552603 RINN FLIP-RAY BW Holder, package of 5




*Flip media holder from horizontal to vertical!*



*One holder accommodates all your size 0, 1 and 2 media.*



*Size 2 Film  
40.5 mm x 30.5 mm*



*Size 0/1 Film  
35 mm x 22 mm / 40 mm x 24 mm*

# XCP-ORA™

ONE RING & ARM POSITIONING SYSTEM

## Get more done with ONE!



The XCP-ORA One Ring & Arm positioning system reduces the number of components needed for accurately positioning radiographic media with RINN XCP or XCP-DS biteblocks for Anterior, Posterior and Bitewings to just one arm, one ring.

- For **Film** and **Sensors**
- **Autoclavable** for low cost-per-use
- **Lightweight construction** helps patients maintain positioning
- **Patent-pending Ring & Arm Design** simplifies your positioning procedure with fewer parts
- **Patented color coding** for faster, easier, more accurate positioning
- Biteblocks sold separately

550771 XCP-ORA Ring & Arm only, 1-pack

550772 XCP-ORA Ring & Arm only, 2-pack

550773 XCP-ORA Ring only, 1-pack

550774 XCP-ORA Arm only, 1-pack

### **New!** Now available in complete kits with biteblocks!

Each kit contains 1 XCP-ORA Ring, 1 XCP-ORA Arm, and a full complement of Anterior, Posterior and Bitewing Biteblocks for the designated media. Endo instruments not included.

542071 XCP-ORA Kit with Biteblocks for Film/PSP

551071 XCP-ORA Kit with Biteblocks for Gendex eHD

551971 XCP-ORA Kit with Biteblocks for Schick CDR

552971 XCP-ORA Kit with Biteblocks for Schick CDR Elite

552160 XCP-ORA Kit with Biteblocks for Sirona XIOS Plus

552571 XCP-ORA Kit with Biteblocks for DEXIS

553071 XCP-ORA Kit with Biteblocks for Kodak 5100/6100/6500

553971 XCP-ORA Kit with Biteblocks for Instrumentarium Snapshot

**DENTSPLY**  
**RINN**

A Division of DENTSPLY International Inc.  
1212 Abbott Drive  
Elgin, Illinois 60123-1819 USA

800-323-0970

847-742-1140

847-742-1122 Fax

[www.rinncorp.com](http://www.rinncorp.com)

[www.unigrip.com](http://www.unigrip.com)

The various namebrands of digital sensors are the trademarks of their respective owners.

Cover-Cozee™, Eezee-Grip®, EZ-Tab®, Flip-Ray™, Rinn®, Snap-A-Ray®, Uni-Grip®, Uni-GripAR®, XCP®, XCP-DS® and XCP-ORA™ are trademarks of DENTSPLY International Inc.



Patents pending.